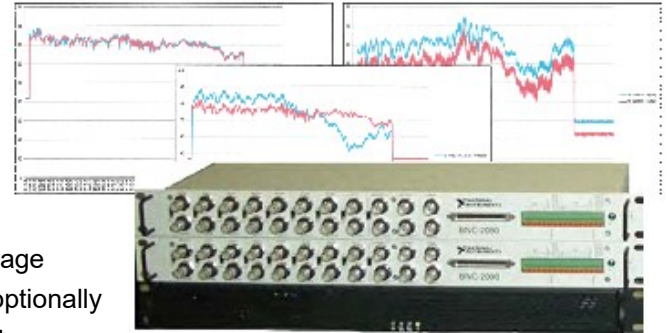


AGC Data Logging System

Model 2680P

- Monitors to 32 (-1) or 64 (-2) Telemetry Receiver AGC or Similar Analog Inputs
- Easy-to-use widget based ADAT GUI Set-up and Operations (Strip Charts)
- Time Annotated Log File Excel Compatible File Format
- Quick Visualization of System Performance and Monitored Device AGC status
- 1K/S Sample Rate Per Channel
- 32K S/Sec Sampling Rate for 32 Channels/ 64K S/Sec 64 CH Composite
- Selectable Log File Scan Interval to 1 ms (1,000 scans per sec), Displayed in Volts or DBm
- Optional PCM Serializer Output Encoder Function, to include:
 - Integral ADAT SCR Display
 - Analog Measurement PCM Recording, Playback, and Decommuation
- Supports $\pm 0.1V$, $\pm 1V$, $\pm 5V$, or $\pm 10V$ SW Selectable
- MS Office for export to Excel (optional)

The Model 2680P AGC Data Logger is a stand-alone telemetry data acquisition receiver performance monitoring unit that records and displays time tagged voltage samples to a log file, or optionally to an IRIG 106 Chapter 4

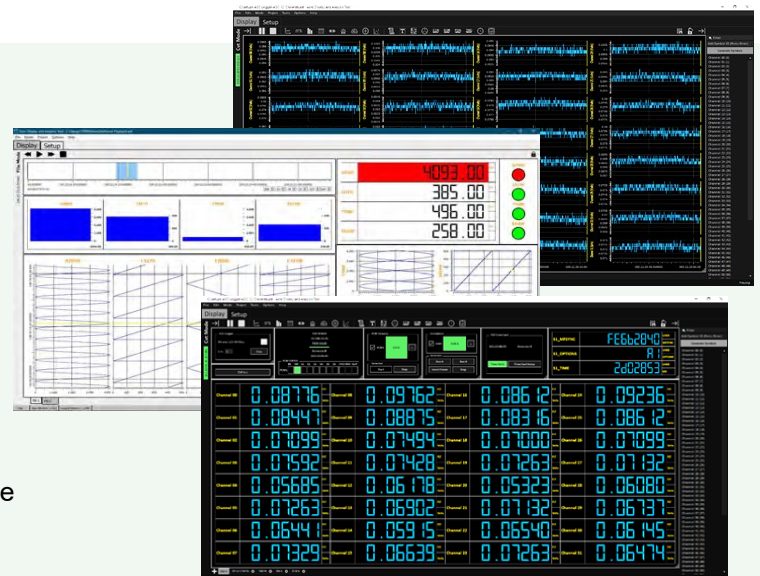


compliant serial PCM output stream. The 2680P is configured to input, sample, display, and log to disk time tagged analog voltages from up to 64 analog sources, such as telemetry receiver AGC monitor outputs. The PCM encode option includes Acroamatics Display and Analysis Tool (ADAT) strip chart display and widget-based system set-up and operations interface. Input source voltages are sampled using a high-performance multi-channel DAQ card with operator programmable A to D sample rates.

System hardware consists of rack mountable interface panels, 1u (2u for 64 channel version) rackmount host controller enclosure, 1u keyboard/monitor drawer, and all required system interconnect cables. Windows 10 Pro TPM2/Bit Locker compliant System host controller software includes Acroamatics GUI Set-up and Operations software, and (optionally) Microsoft Excel and Acroamatics' Display and Analysis (ADAT) widget set-up, display, analysis, and operations interface. The system is programmable to support up to 64 data channels (specified at the time of order). CSV format log files record analog levels with IRIG time annotation.


ADAT Display Software

The Model 2680P provides users a convenient graphical operator interface that records time tagged voltage samples from a high performance DAQ Device to a log file. Up to 32 (or optionally 64) named analog inputs can be logged at a scan rate configurable from 1,000 times per second to once per second. System configurations may be stored and recalled as desired. Once per scan period, the 2680P writes the voltages to the log file along with a time stamp. Data is time stamped with IRIG synchronized time. At the end of acquisition, the CVS log file can be opened in Excel or other 3rd Party tool for viewing and analysis.



AGC Data Logging System

Model 2680P



Input

- Sources 32 (or optionally 64) AGC or Similar Analog channels, single-ended 75 / 50 Ohm
- Sample Rate 1K S/Sec per Channel; 32K S/Sec 32 CH/64K S/Sec 64 CH Composite, 16-Bit resolution
- Voltage Range
 - $\pm 0.1V$, $\pm 1V$, $\pm 5V$, or $\pm 10V$ SW Selectable

Operator Display

- Status Voltage level by channel, user selectable scan rate 1 to 1,000 scans per second.
- Setup Channel ID Name Assignment, Scale (V or Dbm), Time Annotation, Scan Interval

Output

- Log File Log File Output: Excel Compatible CSV containing time annotated samples at selected scan Rate.
- PCM Stream Output: IRIG CH4 PCM containing frames of time annotated samples at the selected scan rate.

Time

Time Input: IRIG A, B, or G.

Physical

- Sig I/O & Adapter 19.0W X 1.75 H X 7.4 in. (two each 32 channel, four each 64 channel)
- Kybd / Mon 19.0W X 1.75 H X 24 in.
- System Chassis 19.0W X 1.75 H X 24 in. (32 channel, 3.5in H in 64 channel)
- Weight Approx 26 lbs., Total (excludes rackmount 19 in. mon/keyboard)
- Material / Finish 18 Gage Mild Steel / Powder Coat, Black
- Power 115/230 VAC 6-50 Hz, 3A max
- Humidity Operating 20-90%
- Storage 20-95%
- Temperature Operating 0° to 40° C
- Storage -40° to 85° C

Optional

- 32 Additional Channels (64 Total)
- MS Office